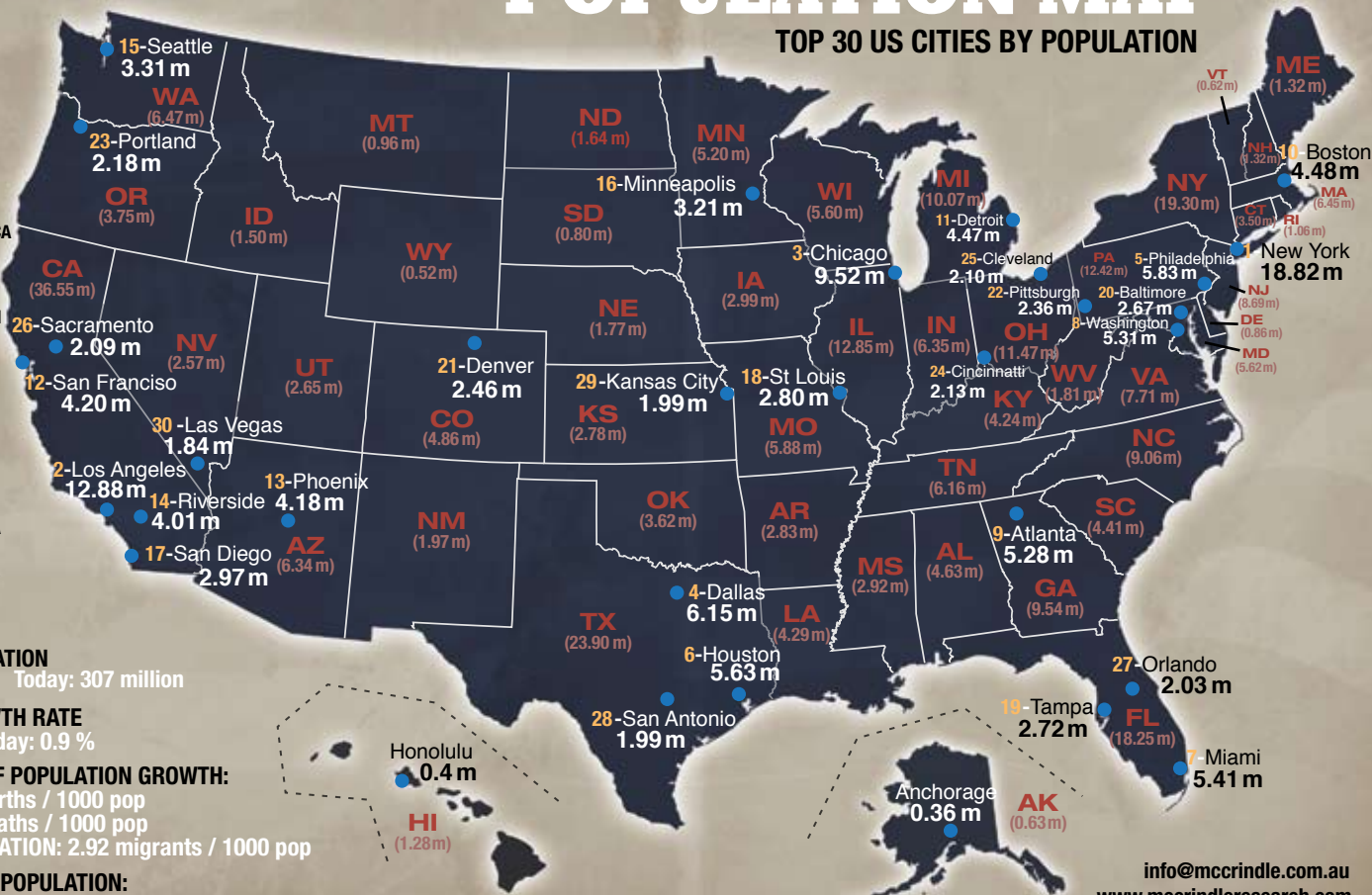


# UNITED STATES POPULATION MAP

## TOP 30 US CITIES BY POPULATION

- 1 - New York, NY
- 2 - Los Angeles, CA
- 3 - Chicago, IL
- 4 - Dallas, TX
- 5 - Philadelphia, PA
- 6 - Houston, TX
- 7 - Miami, FL
- 8 - Washington D.C.
- 9 - Atlanta, GA
- 10 - Boston, MA
- 11 - Detroit, MI
- 12 - San Francisco, CA
- 13 - Phoenix, AZ
- 14 - Riverside, CA
- 15 - Seattle, WA
- 16 - Minneapolis, MN
- 17 - San Diego, CA
- 18 - St Louis, MO
- 19 - Tampa, FL
- 20 - Baltimore, MD
- 21 - Denver, CO
- 22 - Pittsburgh, PA
- 23 - Portland, OR
- 24 - Cincinnati, OH
- 25 - Cleveland, OH
- 26 - Sacramento, CA
- 27 - Orlando, FL
- 28 - San Antonio, TX
- 29 - Kansas City, KS
- 30 - Las Vegas, NV



**TOTAL US POPULATION**  
1960: 181 million Today: 307 million

**NATIONAL GROWTH RATE**  
1960: 1.6% Today: 0.9%

**COMPONENTS OF POPULATION GROWTH:**  
BIRTHS: 14.18 births / 1000 pop  
DEATHS: 8.27 deaths / 1000 pop  
OVERSEAS MIGRATION: 2.92 migrants / 1000 pop

**MEDIAN AGE US POPULATION:**  
1960: 29.5 Today: 37.9

Map Key: ● city ranking by population - city name, city population

STATE NAME (state population)

# UNITED STATES

## DEMOGRAPHIC PROFILE



### LIFE EXPECTANCY AT BIRTH

1960: Male - 67 Female - 73  
 Today: Male - 76 Female - 81

### MEDIAN AGE FIRST MARRIAGE

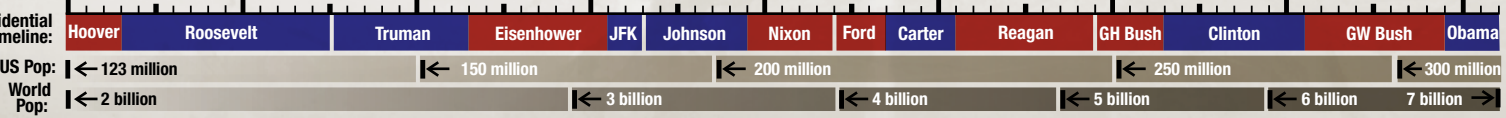
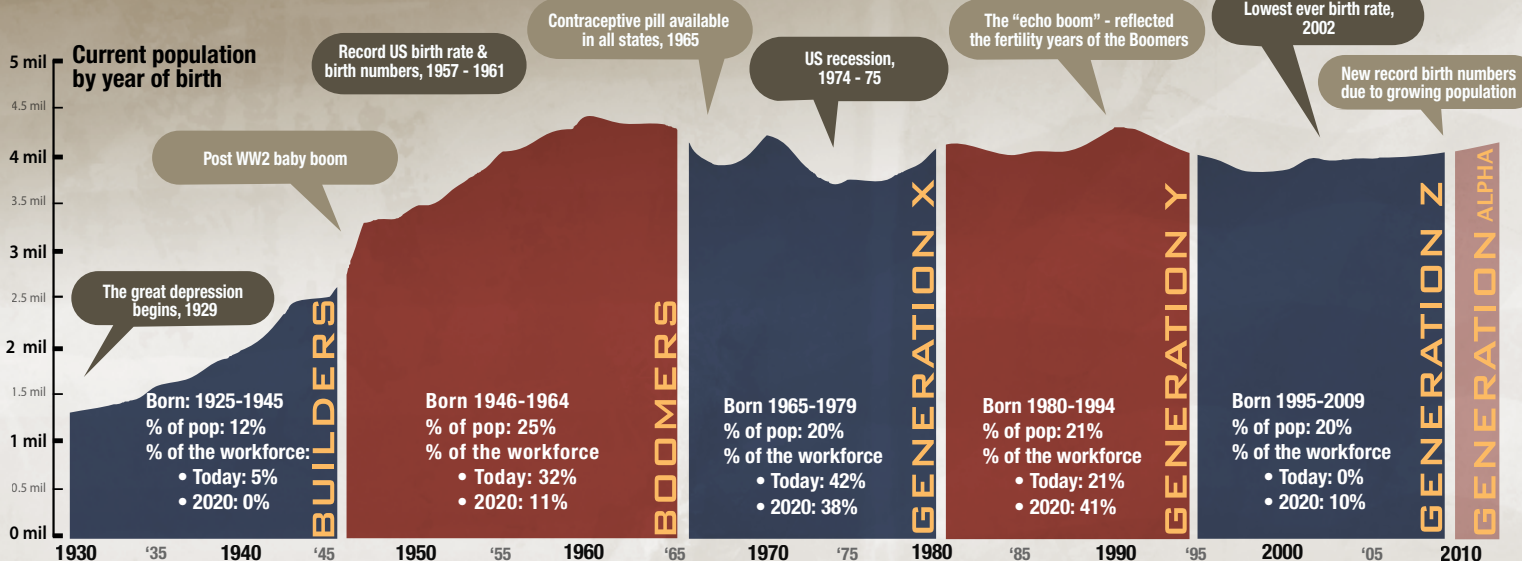
1960: Male - 23 Female - 20  
 Today: Male - 28 Female - 26

### FERTILITY RATES (BABIES PER WOMAN)

US TFR 1960: 1.8 Today: 2.1  
 OECD Avg Today: 1.5 World Avg Today: 2.6

### MEDIAN AGE OF MOTHER AT BIRTH OF FIRST CHILD

1960: 22 Today: 26



PRESIDENTIAL TIMELINE: ■ Republican ■ Democrat